



UNIVERSAL CHARTER SCHOOL AT VARE

2021-22 SCHOOL PROGRESS REPORT ON EDUCATION AND EQUITY

School Code | 3418 Sector | Charter Network | Charters
Principal Name | Karen Howell-Toomer

Address | 2100 S 24th St

Phone | - Website | universalfamilyofschools.org/universal-vare/

Report Type | Middle School Grades in Report | 5-8

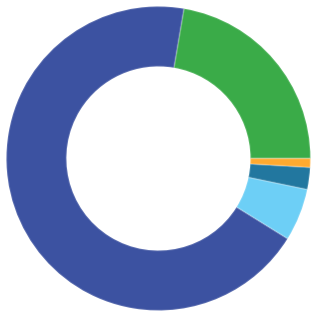
Admissions Category | Neighborhood

Turnaround Model | Renaissance Charter

Receives HS Report | No

Oct 1 Enrollment | 215

Student Enrollment and Demographics



- 0.0% American Indian / Alaskan Native
- 22.3% Asian
- 68.8% Black / African American
- 5.6% Hispanic / Latino
- 2.3% Multi Racial / Other
- 0.0% Native Hawaiian / Pacific Islander
- 0.9% White

232

Total Number of Students Served for
10+ Days Over the Year

13.5%

% Students with IEPs

17.2%

% English Learners

100.0%

% Economically Disadvantaged

Student Attendance

100.0%

% Students Attending at Least 95%
of Instructional Days

100.0%

% Students Attending at Least 90%
of Instructional Days

Score Level

Level 1

Performance

At or Above Target in **75.0 %**
6 out of 8 Eligible Metrics

Improvement

Insufficient Data for Score

Goal Performance (All Students)

**GOAL 1 | PSSA ELA % of Students Proficient
or Advanced (Grades 3-8)**

Score: **33.0 %**



-9.5 pts from 2021-2022 target

NOT MEETING

no data prior year

**GOAL 2 | PSSA ELA % of Students Proficient
or Advanced (Grade 3)**

Ineligible by Report Type

**GOAL 3 | PSSA Math % of Students Proficient
or Advanced (Grades 3-8)**

Score: **7.3 %**



-21.4 pts from 2021-2022 target

NOT MEETING

no data prior year

- Meeting Target
- Not Meeting Target

Performance

Improvement

Level

American Indian / Alaskan Native

Insufficient Data
for Score

Insufficient Data
for Score

Asian

Insufficient Data
for Score

Insufficient Data
for Score

Black / African American

Insufficient Data
for Score

Insufficient Data
for Score

Hispanic / Latino

Insufficient Data
for Score

Insufficient Data
for Score

Multi Racial / Other

Insufficient Data
for Score

Insufficient Data
for Score

Native Hawaiian / Pacific Islander

Insufficient Data
for Score

Insufficient Data
for Score

White

Insufficient Data
for Score

Insufficient Data
for Score

English Learners

Insufficient Data
for Score

Insufficient Data
for Score

Students with IEPs

Insufficient Data
for Score

Insufficient Data
for Score

Economically Disadvantaged

Insufficient Data
for Score

Insufficient Data
for Score

Reading/ELA: Every Student Reads On or Above Grade Level

Goal 1 - Reading Grades 3-8

School Code | 3418 School Name | Universal Charter School at Vare

Goal 1: The percentage of students in grades 3-8 who are proficient on the state ELA assessment will grow from 35.7% in August 2019 to 65.0% by August 2026

PSSA ELA: % of Students Proficient or Advanced, Grades 3-8

All Students, 194 students

Score: 33.0 %



2021-2022 Target: 42.5 %

-9.5 pts from target

2025-2026 Goal: 65.0 %

-32.0 pts from target

NOT MEETING

no data prior year



- Meeting Target
- Not Meeting Target

American Indian / Alaskan Native

Insufficient Sample

Asian, 41 students

Score: 53.7 %

11.2 pts above target

MEETING

no data prior year



Black / African American, 125 students

Score: 22.4 %

-20.1 pts from target

NOT MEETING

no data prior year



Hispanic / Latino

Insufficient Sample

Multi Racial / Other

Insufficient Sample

Native Hawaiian / Pacific Islander

Insufficient Sample

White

Insufficient Sample

English Learners

Insufficient Sample

Students with IEPs, 30 students

Score: 13.3 %

-29.2 pts from target

NOT MEETING

no data prior year



Economically Disadvantaged, 194 students

Score: 33.0 %

-9.5 pts from target

NOT MEETING

no data prior year



Reading/ELA: Every Student Reads On or Above Grade Level

Goal 2 - Reading Grade 3

School Code | 3418 School Name | Universal Charter School at Vare

Goal 2: The percentage of 3rd grade students who are proficient on the state ELA assessment will grow from 32.5% in August 2019 to 62.0% by August 2026

PSSA ELA: % of Students Proficient or Advanced, Grade 3

All Students

Ineligible by Report Type

American Indian / Alaskan Native

Ineligible by Report Type

Asian

Ineligible by Report Type

Black / African American

Ineligible by Report Type

Hispanic / Latino

Ineligible by Report Type

Multi Racial / Other

Ineligible by Report Type

Native Hawaiian / Pacific Islander

Ineligible by Report Type

White

Ineligible by Report Type

English Learners

Ineligible by Report Type

Students with IEPs

Ineligible by Report Type

Economically Disadvantaged

Ineligible by Report Type

● Meeting Target

● Not Meeting Target

Math & Science: Every Student Performs On or Above Grade Level

Goal 3 - Math Grades 3-8

School Code | 3418 School Name | Universal Charter School at Vare

Goal 3: The percentage of students in grades 3-8 who are proficient on the state Math assessment will grow from 21.6% in August 2019 to 52.0% by August 2026

PSSA Math: % Students Proficient or Advanced, Grades 3-8

All Students, 193 students

Score: **7.3 %**



2021-2022 Target: **28.7 %**

-21.4 pts from target

2025-2026 Goal: **52.0 %**

-44.7 pts from target

NOT MEETING

no data prior year



PSSA Science

% of Students Proficient or Advanced in Science (Grades 4 and 8)

28.2 %

20 out of 71 students

American Indian / Alaskan Native

Insufficient Sample

Asian, 41 students

Score: **26.8 %**

-1.9 pts from target

NOT MEETING

no data prior year



Black / African American, 123 students

Score: **0.8 %**

-27.9 pts from target

NOT MEETING

no data prior year



Hispanic / Latino

Insufficient Sample

Multi Racial / Other

Insufficient Sample

Native Hawaiian / Pacific Islander

Insufficient Sample

White

Insufficient Sample

English Learners

Insufficient Sample

Students with IEPs, 30 students

Score: **0.0 %**

-28.7 pts from target

NOT MEETING

no data prior year



Economically Disadvantaged, 193 students

Score: **7.3 %**

-21.4 pts from target

NOT MEETING

no data prior year



Climate, Culture & Opportunity

Guardrail 1 - Welcoming and Supportive Schools

School Code | 3418 School Name | Universal Charter School at Vare

Guardrail 1: Every school will be a safe, welcoming and healthy place where our students, staff and community want to be and learn each day. This means that our schools will be: 1) environmentally safe and clean; and 2) spaces with inclusive climates that provide students with access to robust social, emotional, and mental health supports.

School Climate Score

Score: 7.0



2021-2022 Target: 7.0
at target

2025-2026 Goal: 7.0
at target



School Climate Survey

6.9/10
Student Rating

9.5/10
Parent Rating

6.1/10
Teacher Rating

School Instruction Score

Score: 8.1



2021-2022 Target: 8.0
0.1 pts above target

2025-2026 Goal: 8.0
0.1 pts above target



School Instruction Survey

8.2/10
Student Rating

9.2/10
Parent Rating

7.0/10
Teacher Rating

- Meeting Target
- Not Meeting Target

 **Not Applicable**



School Has at Least 2 Behavioral/Mental Health Support FTEs per 500 Students

Climate, Culture & Opportunity

Guardrail 1 - Welcoming and Supportive Schools

School Code | 3418 School Name | Universal Charter School at Vare

Guardrail 1: Every school will be a safe, welcoming and healthy place where our students, staff and community want to be and learn each day. This means that our schools will be: 1) environmentally safe and clean; and 2) spaces with inclusive climates that provide students with access to robust social, emotional, and mental health supports.

% of Students Attending at Least 95% of Instructional Days	% of Students Attending	
<p>All Students: 232 Students</p> <p style="text-align: center;">Score: 100.0 %</p>  <p>2021-2022 Target: 52.9 % <i>47.1 pts above target</i></p> <p>2025-2026 Goal: 60.0 % <i>40.0 pts above target</i></p> <p>MEETING 2026 GOAL no data prior year</p>	<p>Greater Than 95% of Instructional Days 100.0 %</p>	<p>90-95% of Instructional Days 0.0 %</p>
<p>All Students: 232 Students</p> <p style="text-align: center;">Score: 100.0 %</p>  <p>2021-2022 Target: 82.3 % <i>17.7 pts above target</i></p> <p>2025-2026 Goal: 94.0 % <i>6.0 pts above target</i></p> <p>MEETING 2026 GOAL no data prior year</p>	Additional Metrics	
	<p style="text-align: center;">Not Applicable</p> <p style="text-align: center;"><i>% of Teachers Attending at Least 95% of Work Days (Cumulative)</i></p>	<p style="text-align: center;">Not Applicable</p> <p style="text-align: center;"><i>Teacher Annual Retention</i></p>
	<p style="text-align: center;">Not Applicable</p> <p style="text-align: center;"><i>% of Teachers Receiving a Proficient MMS Rating</i></p>	<p style="text-align: center;">Not Applicable</p> <p style="text-align: center;"><i>% of Teachers Receiving a Distinguished MMS Rating</i></p>

- Meeting Target
- Not Meeting Target

Climate, Culture & Opportunity

Guardrail 2 - Enriching and Well-rounded School Experiences

Guardrail 3 - Partnering with Parents / Family Members

School Code | 3418 School Name | Universal Charter School at Vare

Guardrail 2: Every student will have a well-rounded education with co-curricular opportunities, including arts and athletics, integrated into the school experience.

Guardrail 3: Every parent and guardian will be welcomed and encouraged to be partners in their child's school community.

% of Students Participating in Visual / Performing Arts

% of Students
Participating in Visual /
Performing Arts

100.0 %

193 out of 193 students

School Relationship Score

Score: 9.4



2021-2022 Target: 8.0

1.4 pts above target

MEETING
2026 GOAL

no data prior year

Additional Metrics

Not Applicable



School Has a SAC/Parent Advisory Group

Not Applicable



School Has a SAC/Parent Advisory Group That Meets Regularly

Not Applicable



Number of SAC/Parent Advisory Group Meetings

- Meeting Target
- Not Meeting Target

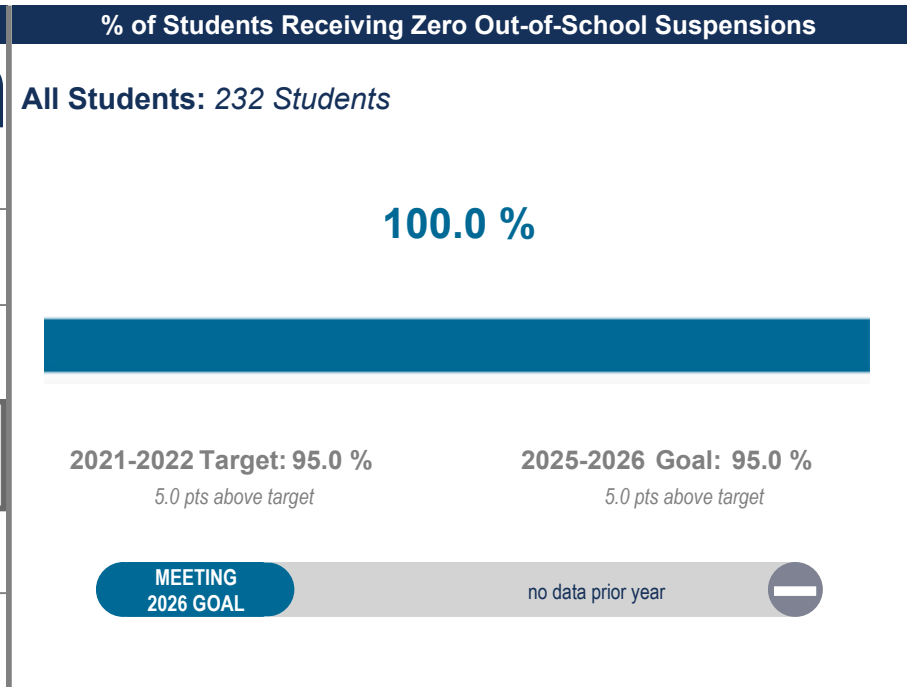
Climate, Culture & Opportunity

Guardrail 4 - Addressing Racist Practices

School Code | 3418 School Name | Universal Charter School at Vare

Guardrail 4: Our students' potential will not be limited by practices that perpetuate systemic racism and hinder student achievement.

Suspension Disproportionality			
	% of Enrollment (Total Enrollment)		% of Suspensions Given to Each Subgroup
All Students	(215)		
American Indian / Alaskan Native	0.0 %	(0)	Insufficient Sample
Asian	22.3 %	(48)	Insufficient Sample
Black / African American	68.8 %	(148)	Insufficient Sample
Hispanic / Latino	5.6 %	(12)	Insufficient Sample
Multi Racial / Other	2.3 %	(5)	Insufficient Sample
Native Hawaiian / Pacific Islander	0.0 %	(0)	Insufficient Sample
White	0.9 %	(2)	Insufficient Sample
English Learners	17.2 %	(37)	Insufficient Sample
Students with IEPs	13.5 %	(29)	Insufficient Sample
Economically Disadvantaged	100.0 %	(215)	Insufficient Sample



% of Students Qualified to Attend Criteria-Based High Schools

All Students	Black / African American	Hispanic / Latino
Not Applicable	Not Applicable	Not Applicable

- Meeting Target
- Not Meeting Target